


SEEING THE WORD

What is Seeing the Word?

Seeing the Word is a set of booklets that combine scripture with illuminations from the *Saint John's Bible*.

Participants are guided through the spiritual practices of lectio and visio divina, times of contemplation to “hear” and “see” God’s living word.



It is intended to ignite your spiritual imagination as you join in community to listen, meditate, see, speak, contemplate and converse.

LISTENING

Listen for God's word or a passage that touches the heart.



This majestic opening to the Bible introduces us immediately to the power of God's word. Through an orderly procession of days God speaks, and primeval chaos is transformed into the created world we know.

MEDITATING

Ruminate on the word. Allow the word or passage to dwell within you. Allow this pondering to invite you into dialogue with God and then, in the spirit of Pentecost, share the word with the group.



SEEING

Return to God's word for the purpose of "hearing and seeing" Christ in the text. Fix your gaze on the illumination. Ask God to open the eyes of your heart and enable you to see what God wants you to see. Be open to images, thoughts, impressions, and feelings that come into your awareness.



Seven days are set out before us. The first is ragged with chaos, and the Hebrew words for chaos, *tohu wabohu*, appear in the lower left corner. We see the waters divided and the earth appear, a beautiful satellite image of one of the world's great rivers.

PRAYING

Pray to God, allowing for the transformation of your being and feelings. Give to God what you have found in your heart.



Small Groups using Incarnation's *Saint John's Bible* Heritage Edition

Session Structure:

- Opening Question
- Lectio Divina (Divine Reading)
- Visio Divina (Divine Seeing)
- What Others Say
- Closing Prayer

*"The earth is full of the goodness
of God, blessed be God, blessed
be God; the heavens were made
by the word of the
Lord, blessed be
God's name."*

(Psalm #217)



Leader's Guide (F2F & Virtual)

1.1 CREATION LEADER'S GUIDE – F2F

Note: This outline is intended for guidance only. Please feel free to adjust/adapt to meet the needs of your small group.

Session Length: 1.5 hours

Materials:

- "Creation
- 1.1 Creat
- 1.1 Creat
- 1.1 Creat
- *Gospel a*
- meeting i
- Susan Si

1. General con

- Select from t
- *What br*
 - *What do*
 - *Genesis i*

2. Explanation

- Opening
- Lectio D
- Visio Di
- o ?
- ◀
- What Oti
- Closing I

Distribute t
These materi
University, w

1.1 CREATION LEADER'S GUIDE - VIRTUAL

Note: What's outlined below is intended for guidance only. Please feel free to adjust and adapt as your small group evolves.

ZOOM Session Length: 1.5 hours

Materials: (available in shared folder)

- 1.1 Creation – Slides
- 1.1 Creation Leader's Guide - Virtual
- 1.1 Creation – Sink & Patella Information
- 1.1 Creation – Seeing the Word.pdf (can be emailed to participants, if desired)

1. Slide 1 (Optional): General connecting and opening question(s) (15 minutes)

Select from the following:

- *What brought you to this group?*
- *What do you know about the St. John's Bible?*
- *Genesis tells us the story of God's creation. What are some ways you take care of His creation?*

Note: The facilitator may pose the opening question(s) without using slide 1. Another option is to share/present slide 1 briefly to allow participants to view the question; then once conversation begins, stop presenting/sharing slide 1 so that participants can see each other's faces on Zoom.

2. Slide 2: Explanation of Overall Session Structure (2 minutes)

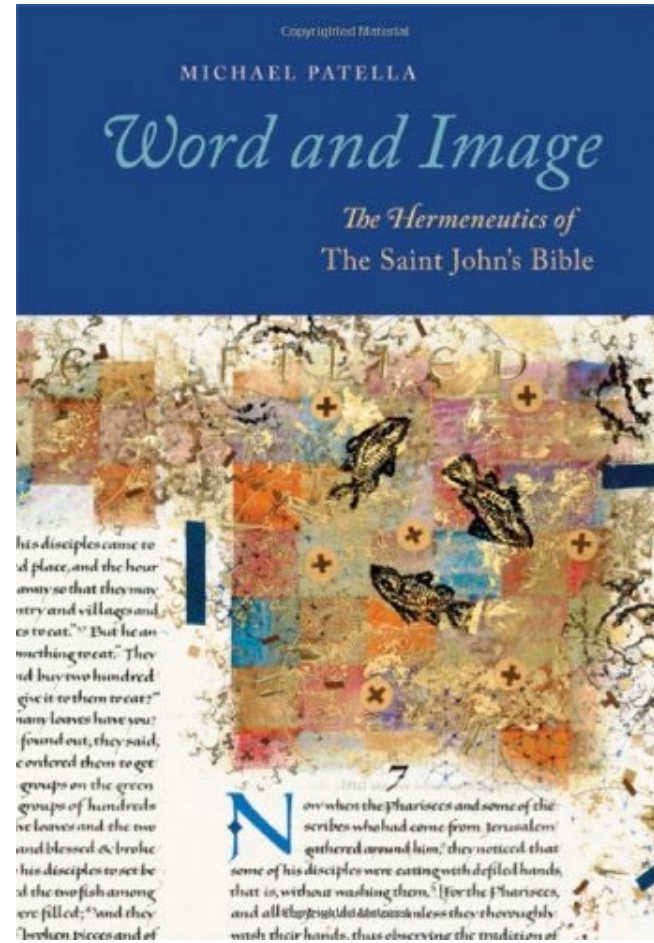
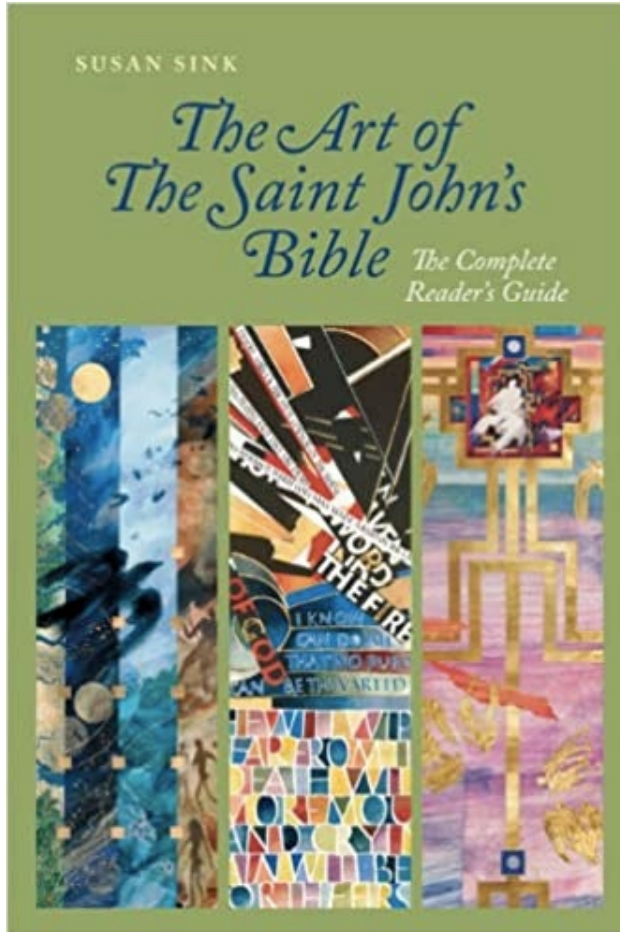
- Step-by-step instructions
- Developed by Incarnation members
- Intended as a guide
- Starting point for your group
- Resources in SGM folder



What Others Say about the Illumination...

Sink Susan. *The Art of the Saint John's Bible: The Complete Reader's Guide*. Liturgical Press, 2013, Collegeville, MN (3-5).

- **The Seven Panels Overview**
 - Looking at the illumination, you'll notice right away that it has seven panels for seven days. The first panel has "fractals," the jagged geometric shapes that resemble jigsaw puzzle pieces. They reflect glimpses, fleeting moments of clarity, and layers of symbolic meaning – not unlike our experience of seeing God in Scripture.



• **Hebrew Words "Tohu Wabohu"**

• **Gold and its Symbolism**

• **The Black Bird**

• **Bridging the Controversy of Creation**

• **Inspiration for Images**

- Panel 1 (Light)
- Panel 2: (Firmament/Atmosphere)
- Panel 3: (Dry Ground)
- Panel 4: (Creation of sun, moon & stars)
This part of creation is one of the great inconsistencies in the first chapter of Genesis. What was the source of light on Day 1? Father Patella says it's best to think of the Genesis passage as the *why* and not the *how* of creation.

Season 1 Illuminations:

October:

Creation

November:

Messianic Predictions

December:

The Birth of Christ

January:

Raising of Lazarus

February:

The Transfiguration

March:

The Crucifixion

April:

The Resurrection

May:

Sower and the Seed

Alternative:

Road to Emmaus

The word "QUESTIONS" is written in a large, white, 3D sans-serif font. The letters have a slight shadow, giving them a floating appearance. The text is centered and surrounded by a cluster of semi-transparent squares in various shades of blue and green. The squares vary in size and are scattered around the word, creating a dynamic and modern graphic design.

QUESTIONS